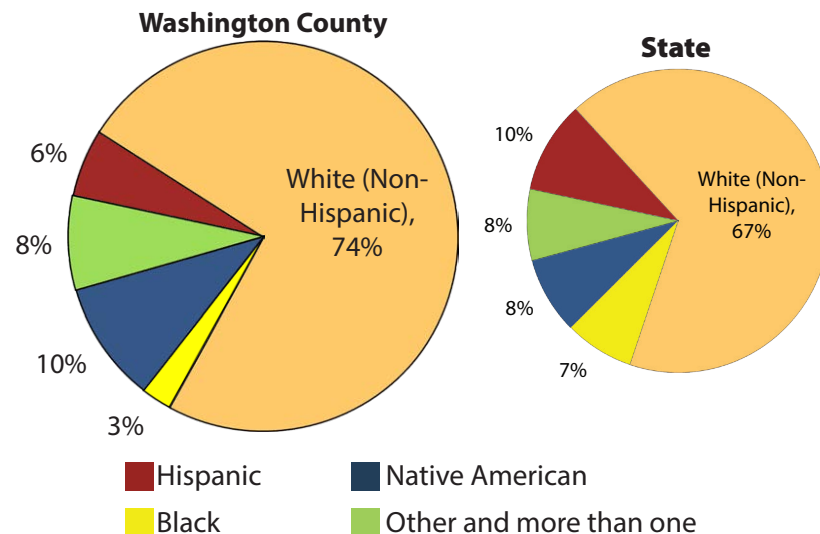
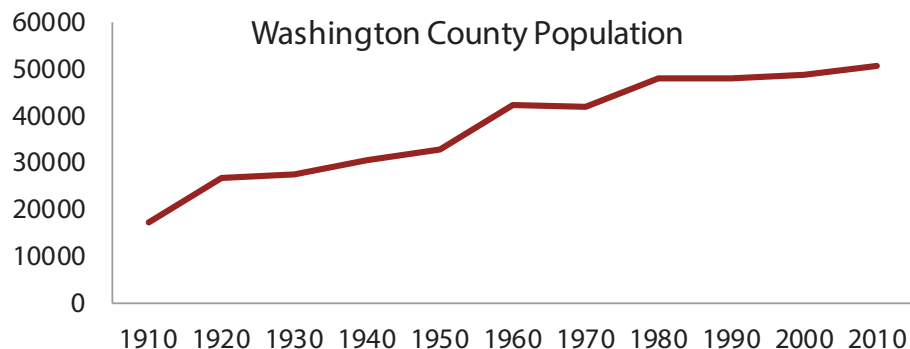




For all measures, a rank of 1st indicates highest and 77th indicates lowest (not best or worst).

## Demographics

**Population 51,937 (14th of 77 counties)**



## Economy

**Median Household Income \$46,836 (26th)**

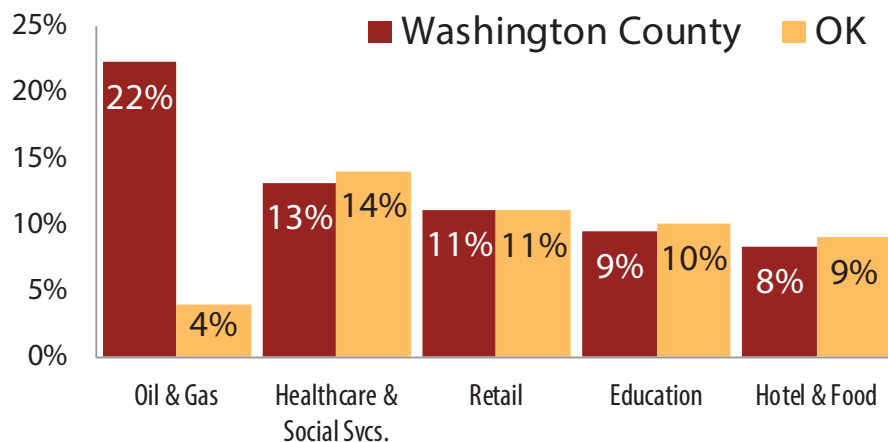
**9% employed in state and local government (69th)**

**60% of working-age civilians in labor force (30th)**

**20% of residents receive food stamps (52nd)**

**Top 5 Employment Sectors**

**20% of children live in poverty (56th)**

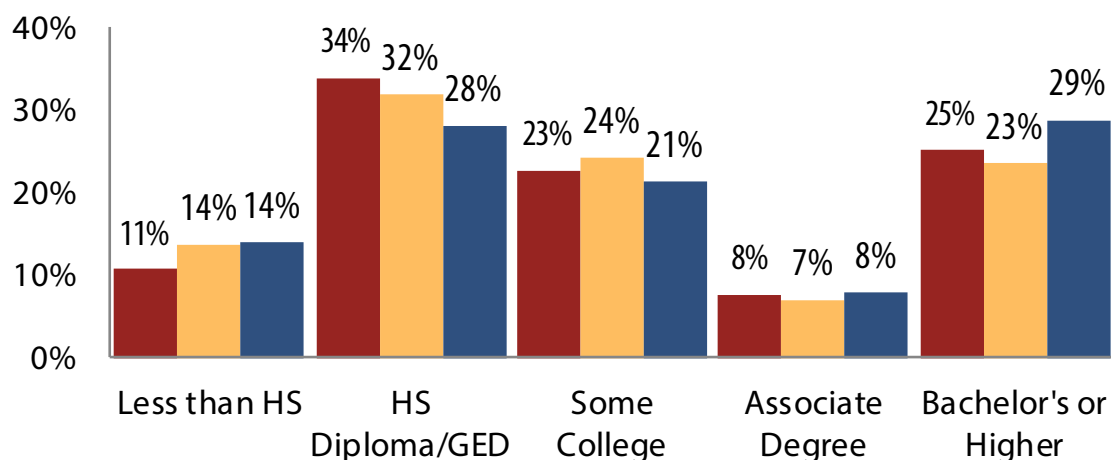


For all measures, a rank of 1st indicates highest and 77th indicates lowest (not best or worst).

## Education

### Highest Educational Attainment

■ Washington County ■ State ■ National



**30%** under 18 yrs. are children of color (43rd)

**16 to 1** is the student to teacher ratio (9th)

**53%** of students eligible for free/reduced lunch (64th)

## Health

**23%** of adults smoke (49th)

**20%** of residents under 65 are uninsured (65th)

**29%** of adults are obese (76th)

**48** births per 1000 teenage girls (60th)

**20%** are enrolled in Medicare (11th)

**5%** are receiving Social Security Disability (42nd)

# 10th

**Overall Healthiest**

All data is the most recent available at time of publication, ranging from 2013 to 2015.  
For more county level data sheets and source information, visit

[www.okpolicy.org/countystats](http://www.okpolicy.org/countystats)

