



By the Numbers...

Criminal Justice in Oklahoma

Overview

- Criminal Justice Reform
- Reform in Oklahoma
- SQ780
- Measuring Recidivism

Criminal Justice Reform

Criminal Justice Reform

1950's & 1960's

- Deinstitutionalization
- Vietnam War Protests
- Campus Activism
- Race Riots of 1967
- Nixon's campaign slogan "law and order" (1968)

1970's

- Nixon's "War on Drugs"
- 'Nothing Works' Doctrine
- "Tough on Crime"

1980's

- Public opinion shifted
- Reagan's Comprehensive Crime Control Act of 1984
- Crack epidemic
- Increase in crime

1990's

- Violent crime peaks in 1991
- Truth-in-Sentencing Reforms and funding
- Oklahoma adopts TIS reforms (1997)
- Sentencing Commission

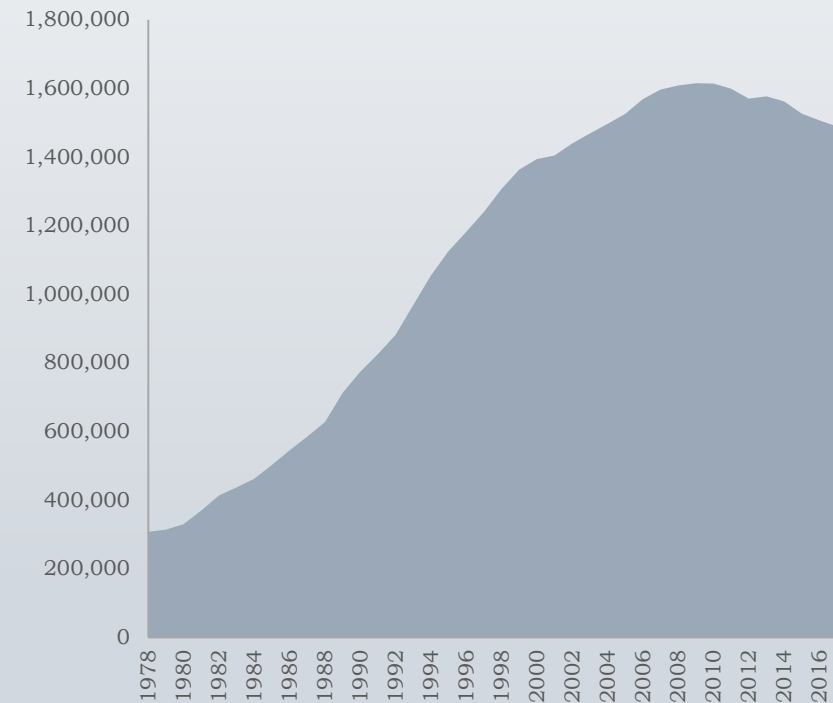
Criminal Justice Reform

- Statewide Felony Sentencing Reports
- Oklahoma Prison Population Projections
- Felony Sentencing: Recommendations to the Legislature
- Race and Truth in Sentencing Act of 1997
- An Analysis of Oklahoma Drug Courts
- Recidivism in Oklahoma: Examining the Problem
- Aging of the Oklahoma Prison Population: Implications for Healthcare
- First-Time Felons: the 1054 Project
- Estimated Prevalence of Felons among the Oklahoma Adult Population

Criminal Justice Reform

- Increase in prison population (2008)
- Increase in corrections costs
- State budget shortfalls (2007 to 2009)
- Poor outcomes for those leaving prison
- Paradigm shift from “nothing works” to rehabilitation
- Technological advancements
- Justice Reinvestment Initiative (2010)

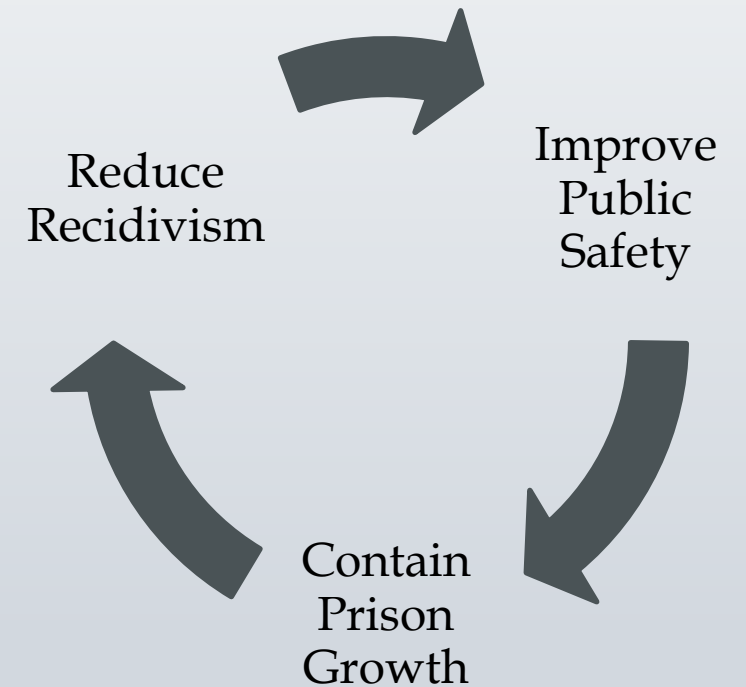
U.S. Prison Population, 1978 to 2016



Criminal Justice Reform

Policy areas targeted for criminal justice reform:

- Sentencing/pretrial - laws instructing courts on how to sanction convicted defendants
- Release - laws determining the conditions for inmates' departure from prison
- Community corrections – laws guiding the supervision of those on probation/parole
- Sustainability – laws tracking the progress of changes to the criminal justice system



Criminal Justice Reform

Sentencing/Pretrial - laws instructing courts on how to sanction convicted defendants

- Percent of states that targeted reforms: 48.6%
- Reclassify/redefine drug and property offenses (17 states, including Oklahoma)
- Revise sentencing enhancements (11 states, including Oklahoma)

Release – laws determining the conditions for inmates' departure from prison

- Percent of states that targeted reforms: 57.1%
- Revise parole hearings and/or eligibility standards (19 states, including Oklahoma)
- Establish parole board member qualifications (4 states, including Oklahoma)

Criminal Justice Reform

Community Corrections – laws guiding the supervision of those on probation/parole

- Percent of states that targeted reforms: 71.4%
- Require/improve risk-needs assessment (25 states, including Oklahoma)
- Improve behavioral health interventions (24 states, including Oklahoma)

Sustainability – laws tracking the progress of changes to criminal justice system

- Percent of states that targeted reforms: 85.7%
- Require data collection/performance measures (30 states, including Oklahoma)
- Establish oversight council/boards/task forces (17 states, including Oklahoma)

Criminal Justice Reform

State	Reform Efforts	Violent Crime Rate	Non-Violent Crime Rate	Arrest Rate	Incarceration Rate*
Texas	2007	-19.3%	-42.4%	-39.2%	-18.4%
Colorado	2007	14.3%	-11.1%	-13.8%	-25.6%
Arkansas	2009	5.2%	-22.7%	2.5%	14.1%
Louisiana	2010	-1.8%	-10.0%	34.2%	-17.2%
Oklahoma	2011	2.1%	-14.6%	-29.9%	11.4%
Missouri	2011	12.3%	-20.0%	-31.4%	3.9%
Kansas	2012	23.8%	-16.2%	-47.0%	2.2%
New Mexico	2018	--	--	--	--

* 2017 incarceration rates

Source: FBI and BJS

Reform in Oklahoma

Reform in Oklahoma

- Reclassified/redefined certain drug and property offenses (2016 and 2017)
- Revised sentencing enhancements and mandatory minimums (2015, 2016, and 2018)
- Adopted administrative parole (2018)
- Revised parole hearing procedures (2012 and 2018)
- Established mandatory re-entry supervision (2012)
- Implemented risk assessments (2012 and 2017)
- Improved behavioral health and substance abuse interventions (2012, 2016, 2017, and 2019)
- Established reform task forces (2017)

Criminal Justice in Oklahoma



Violent Crime Rate

-2.5%

from 2010 to 2018



Non-Violent Crime Rate

-15.6%

from 2010 to 2018



Arrest Rate

-35.0%

from 2010 to 2018



Felony Filings

-2.6%

from FY11 to FY18



Misdemeanor Filings

-2.6%

from FY11 to FY18

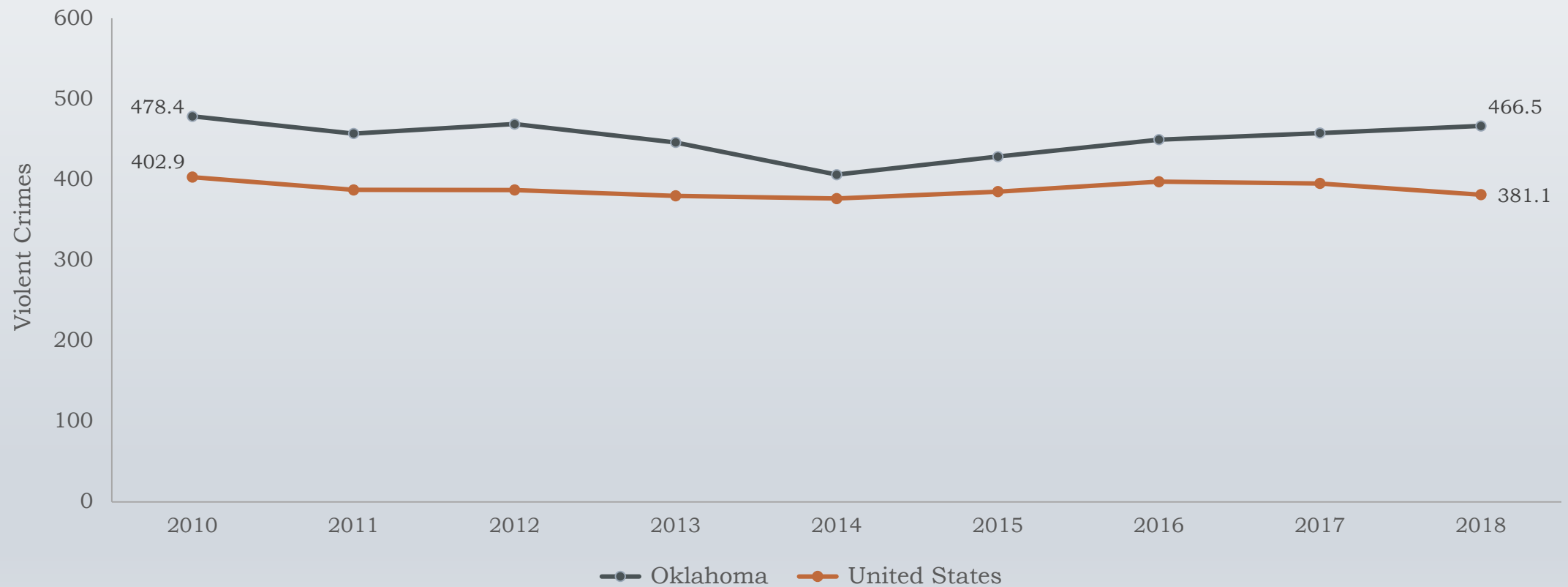


Incarceration Rate

-5.3%

from 2010 to 2020

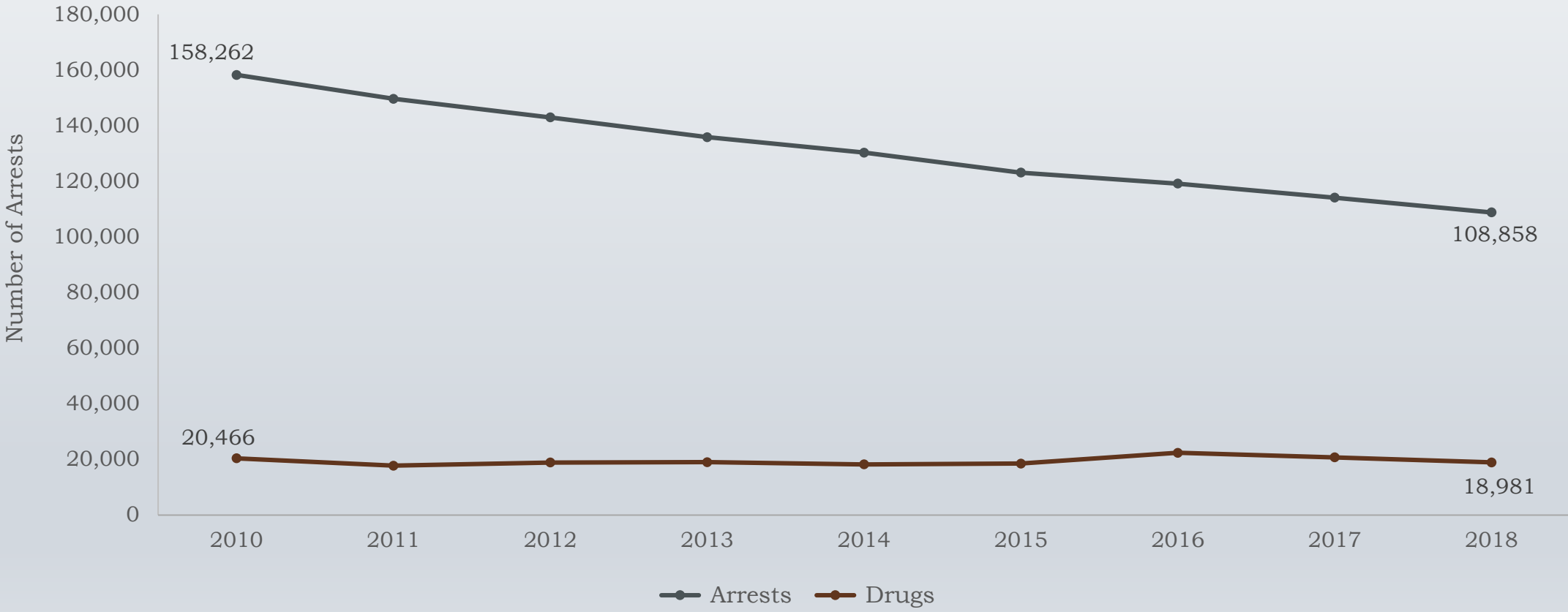
The violent crime rate in Oklahoma decreased 2.5% from 2010 to 2018.



The non-violent crime rate in Oklahoma decreased 15.6% from 2010 to 2018.

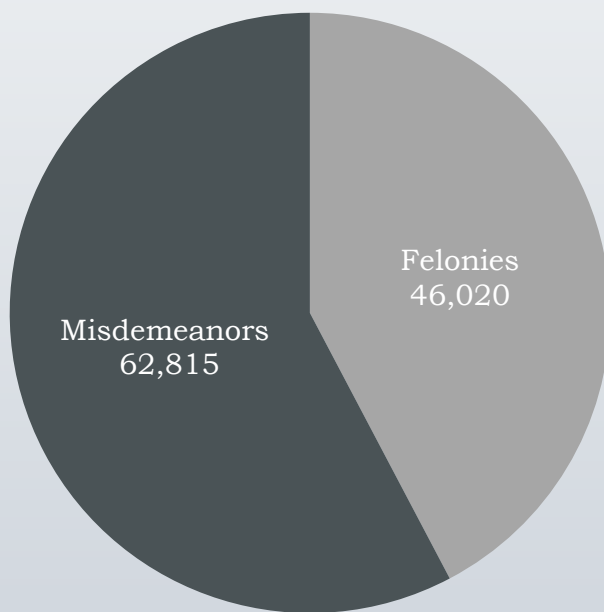


The arrest rate in Oklahoma decreased 35% from 2010 to 2018.

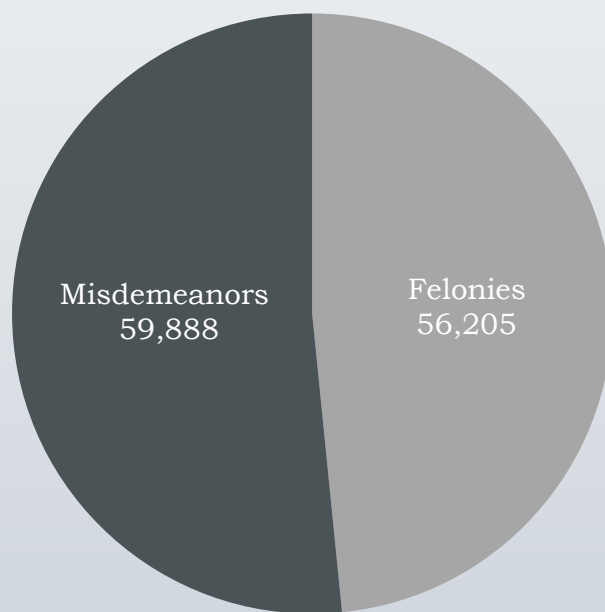


Source: OSBI

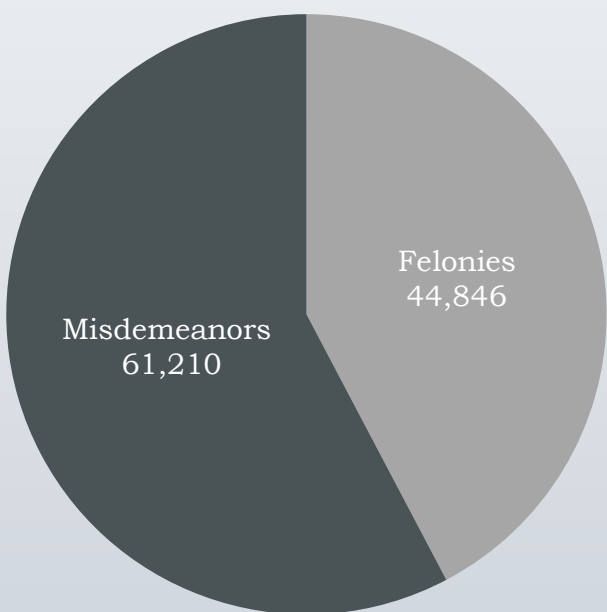
Criminal filings in Oklahoma decreased 2.6% from FY11 to FY18.



FY 2011
Total: 108,835

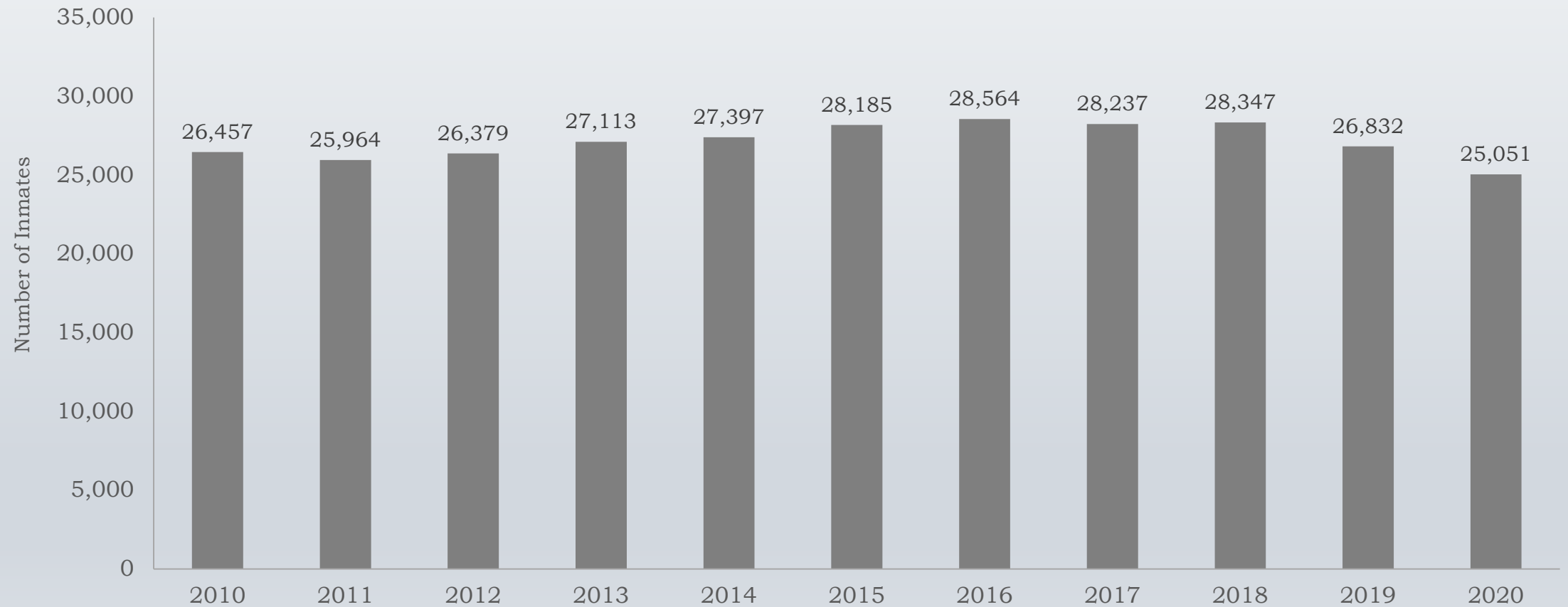


FY 2015
Total: 116,093



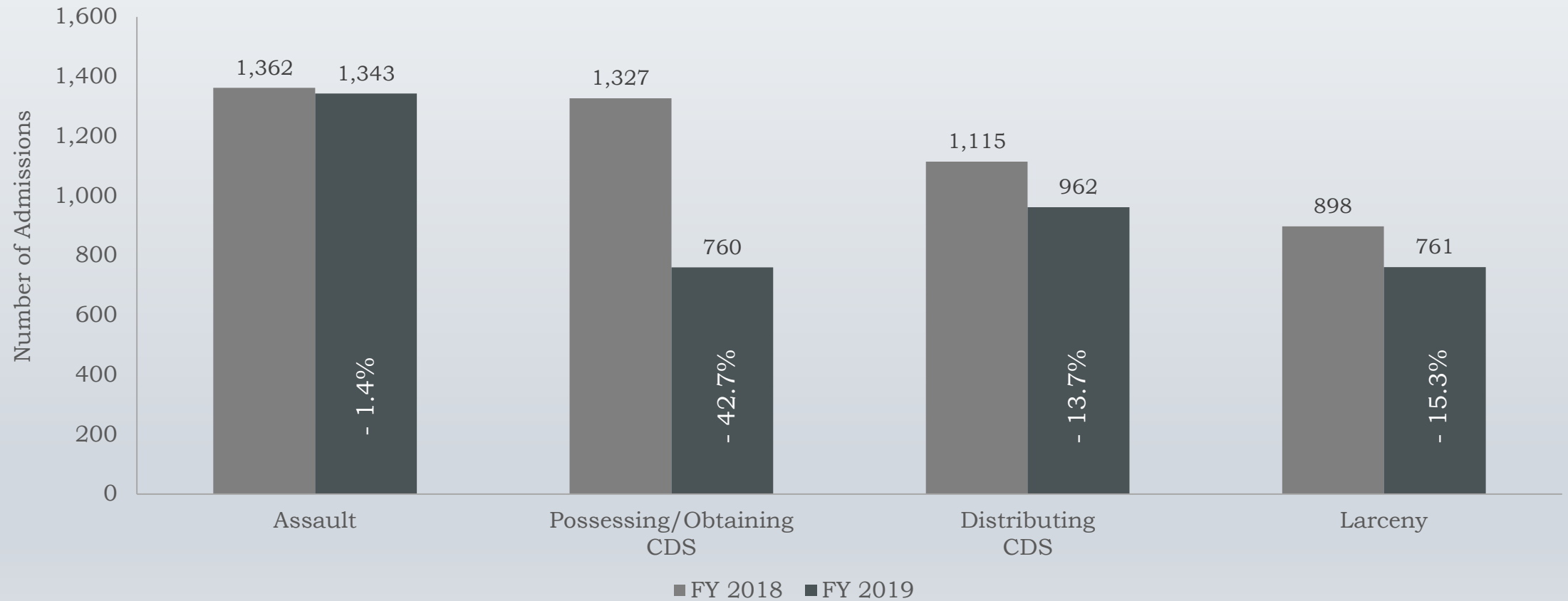
FY 2018
Total: 106,056

The number of inmates in Oklahoma decreased 5.3% from 2010 to 2020.



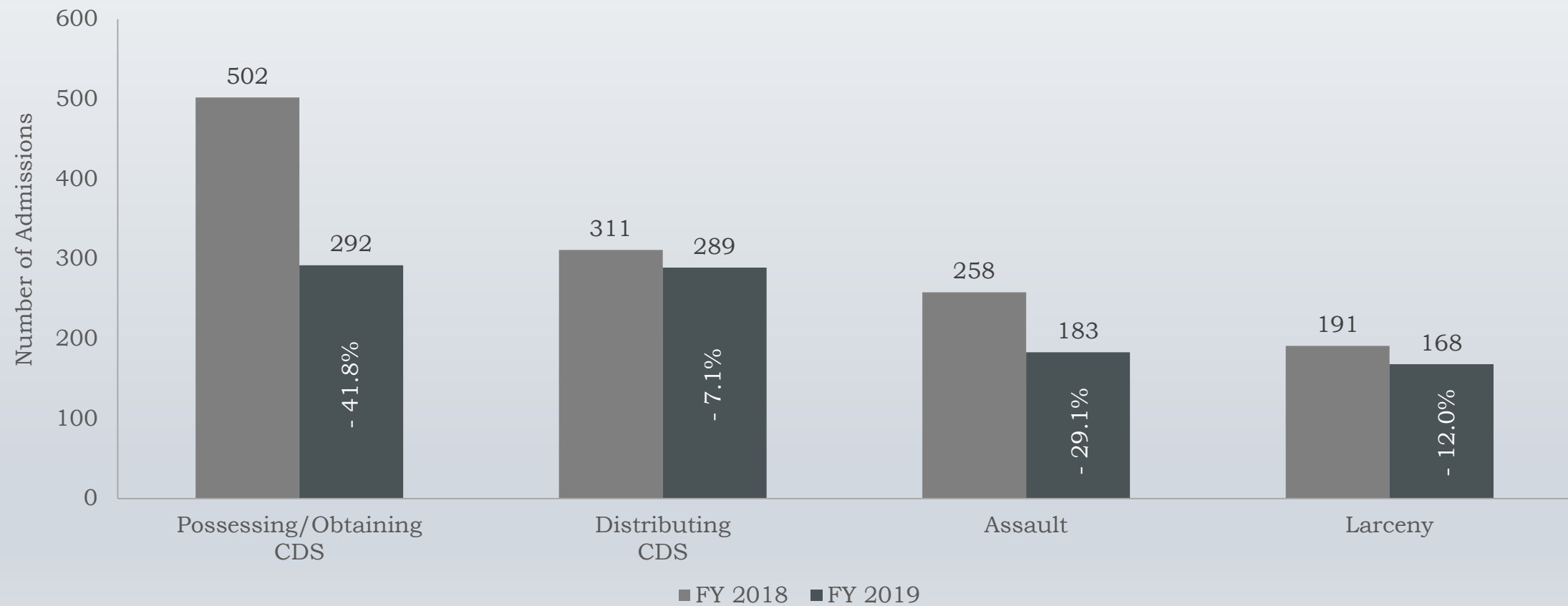
Source: ODOC

Male receptions for top controlling offenses decreased 18.6% from FY18 to FY19.

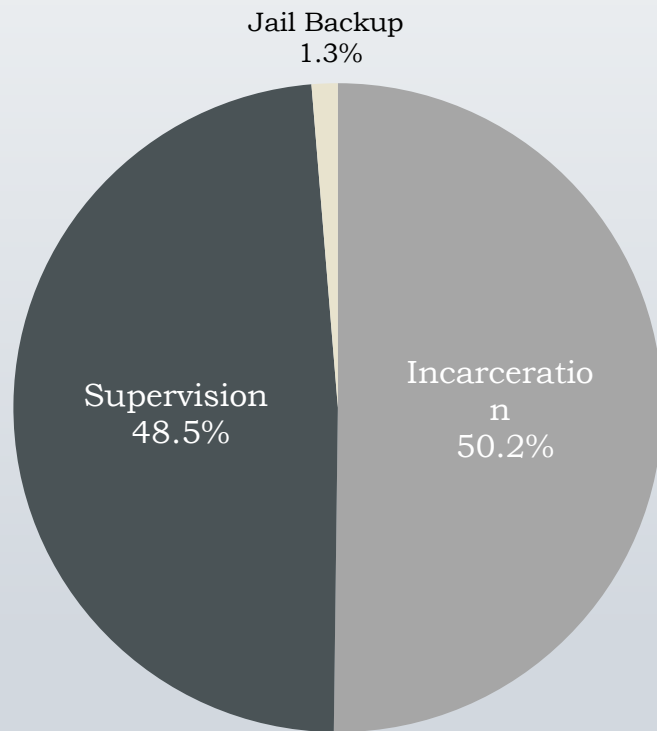


Source: ODOC

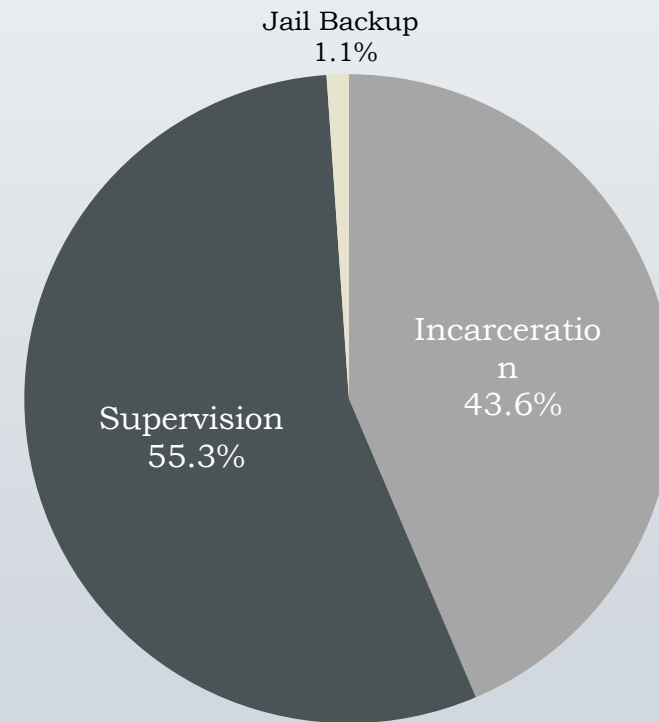
Female receptions for top controlling offenses decreased 26.1% from FY18 to FY19.



Over half (55.3%) of those in DOC custody are now under supervision.



January 2016



January 2020

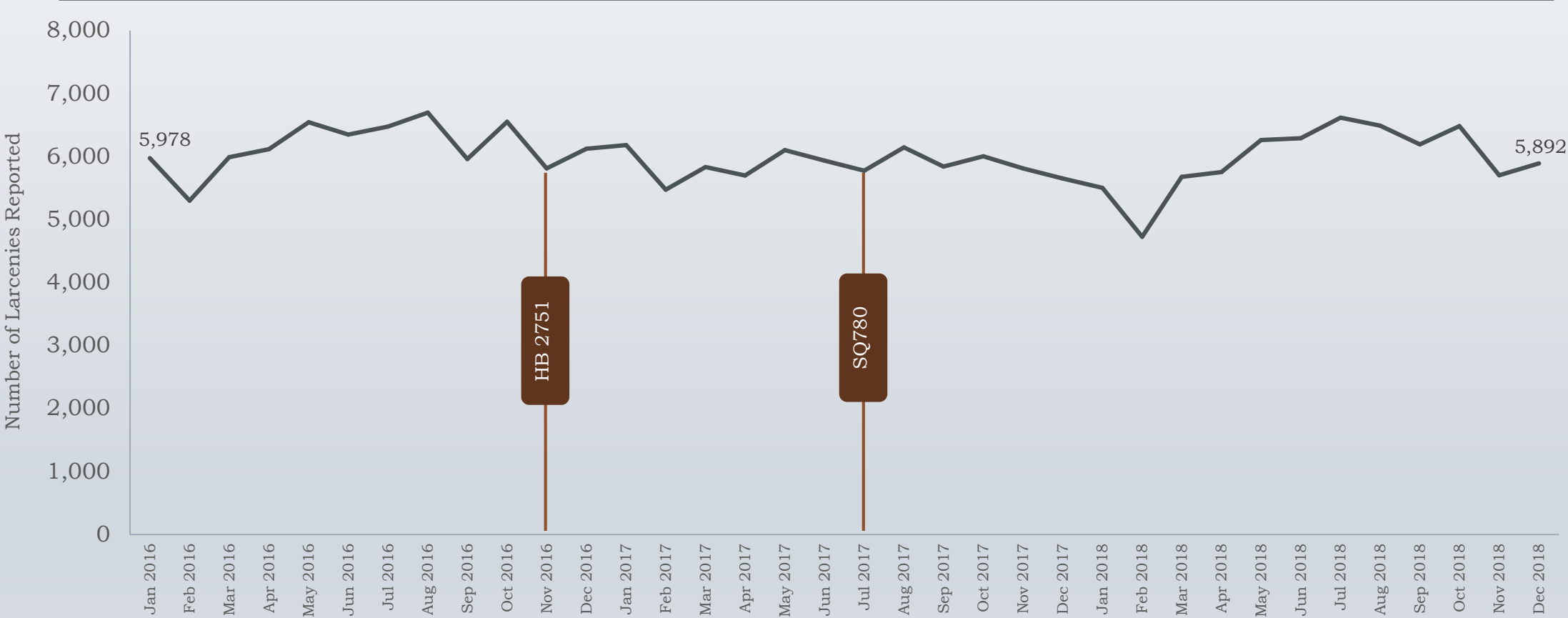


State Question 780

SQ780

- Effective July 1, 2017
- Reclassified certain drug and property crimes as misdemeanors (19 crimes)
- Eliminated sentencing enhancements for previous drug charges
- SQ781 also passed (savings and reinvestment of funds)
- 18 months of data are available
- Cautionary statement

Reported larcenies decreased 1.4% from 2016 to 2018.



Overall, arrests for SQ780 offenses decreased 11.2% from 2015 to 2018.

Crime	2015	2016	2017	2018	% Change 2015 to 2018
Larceny	15,876	13,190	11,368	11,539	-27.3%
Forgery	594	696	626	569	-4.2%
Fraud	1,747	1,701	1,553	1,420	-18.7%
Embezzlement	507	384	416	362	-28.6%
Stolen Property	2,538	2,827	2,920	3,045	20.0%
Drug Possession	16,572	20,142	18,630	16,676	0.6%
Total	37,834	38,940	35,513	33,611	-11.2%



Overall, filings for SQ780 crimes decreased 22.4% from FY16 to FY19.

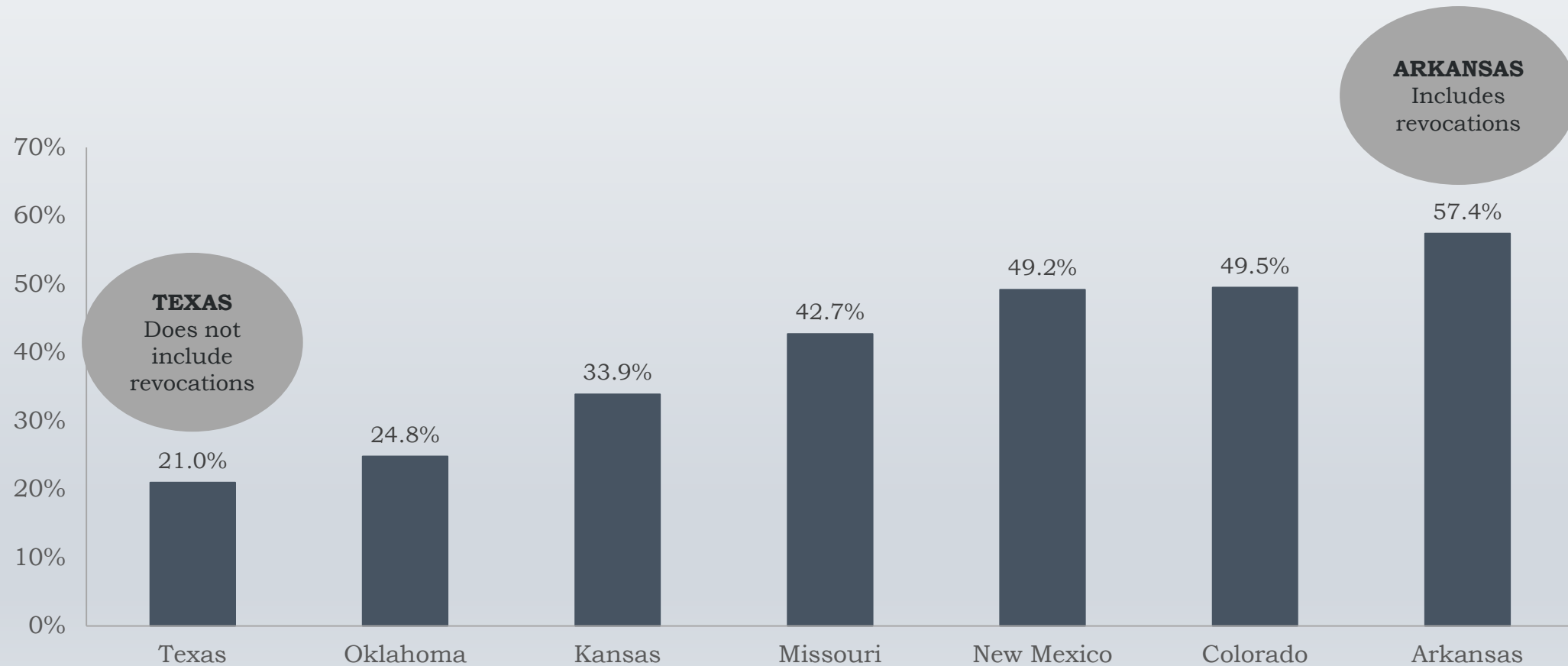
Crime	FY16	FY17	FY18	FY19	% Change FY16 to FY19
Embezzlement	436	400	390	300	-31.2%
Obtaining Cash/Merchandise by Bogus Check	1,810	1,719	1,244	1,221	-32.5%
Knowingly Concealing Stolen Property	2,156	2,201	1,772	1,657	-23.1%
Larceny from Retailer	1,880	1,518	1,166	1,234	-34.4%
False Declaration of Ownership in Pawn	312	262	94	116	-62.8%
Possession of CDS	13,546	14,596	12,357	11,100	-18.1%
	20,140	20,696	17,023	15,628	-22.4%

Measuring Recidivism

Recidivism

- Defined: The tendency of a convicted criminal to reoffend.
- Measuring recidivism
- Caution against comparison
 - Three years? Six years? Nine years?
 - New crime vs. technical violation
 - Re-arrest vs. return to incarceration

Recidivism



Recidivism – What Works?

- Adopt risk and needs assessments to inform case management
- Establish evidence-based programs
- Implement programs with fidelity
- Adopt community supervision policies that promote successful reentry



Summary

- Criminal justice reform in Oklahoma started in 2011.
- Several factors influence data – it is too soon to know the impact of reform efforts.
- Reported crimes, arrests, and criminal filings have decreased in Oklahoma.
- The incarceration rate has decreased in Oklahoma.
- There is no single definition of recidivism – compare with caution.
- What is the most important action we can take to move reform forward in Oklahoma?

Angie Woodrow, Research Director
Oklahoma Bureau of Narcotics
(405) 530-3777
awoodrow@obn.state.ok.us
