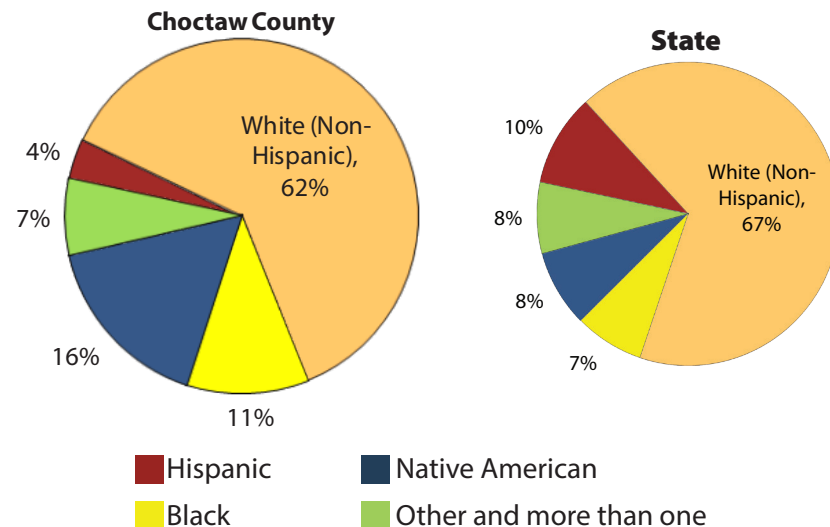
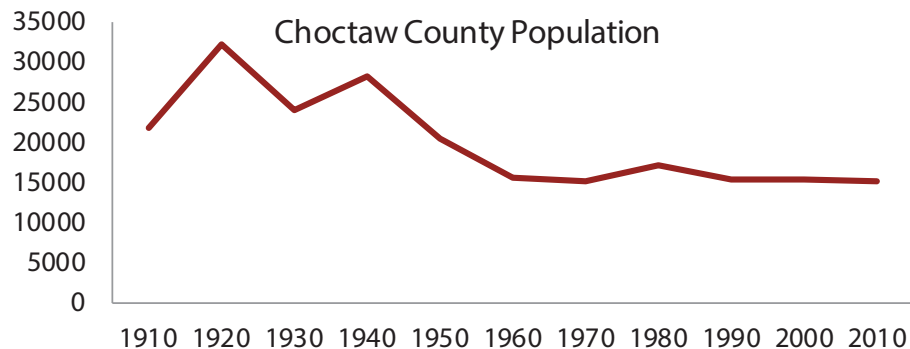




For all measures, a rank of 1st indicates highest and 77th indicates lowest (not best or worst).

## Demographics

**Population 15,161 (46th of 77 counties)**



## Economy

**Median Household Income \$30,972 (77th)**

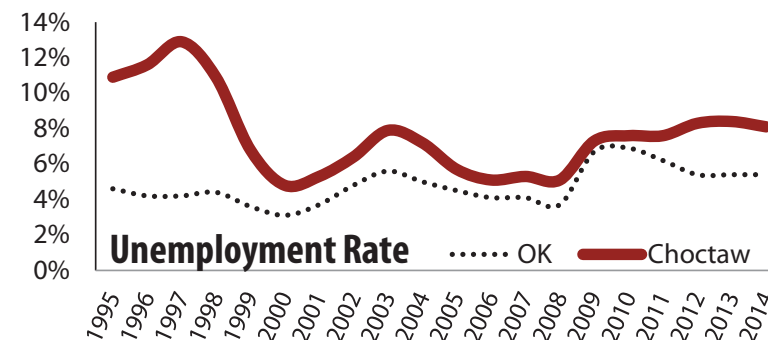
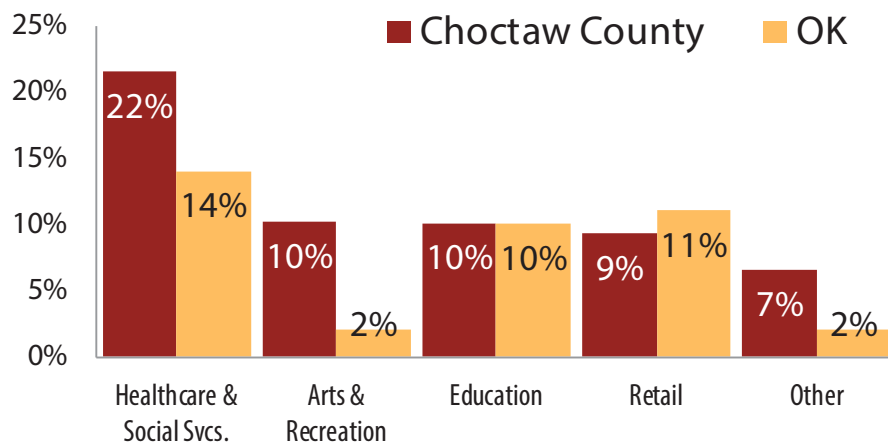
**19% employed in state and local government (22nd)**

**52% of working-age civilians in labor force (65th)**

**43% of residents receive food stamps (2nd)**

**40% of children live in poverty (2nd)**

**Top 5 Employment Sectors**

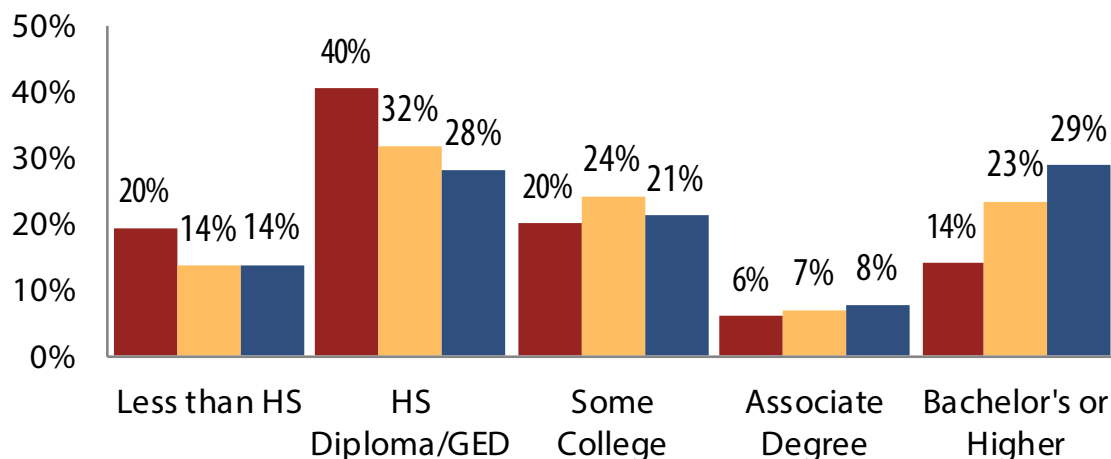


For all measures, a rank of 1st indicates highest and 77th indicates lowest (not best or worst).

## Education

### Highest Educational Attainment

■ Choctaw County ■ State ■ National



**51%** under 18 yrs. are children of color (4th)

**16 to 1** is the student to teacher ratio (22nd)

**82%** of students eligible for free/reduced lunch (2nd)

## Health

**27%** of adults smoke (23rd)

**24%** of residents under 65 are uninsured (29th)

**35%** of adults are obese (31st)

**92** births per 1000 teenage girls (3rd)

**22%** are enrolled in Medicare (4th)

**6%** are receiving Social Security Disability (6th)

**69th**

**Overall Healthiest**

All data is the most recent available at time of publication, ranging from 2013 to 2015.  
For more county level data sheets and source information, visit

[www.okpolicy.org/countystats](http://www.okpolicy.org/countystats)

