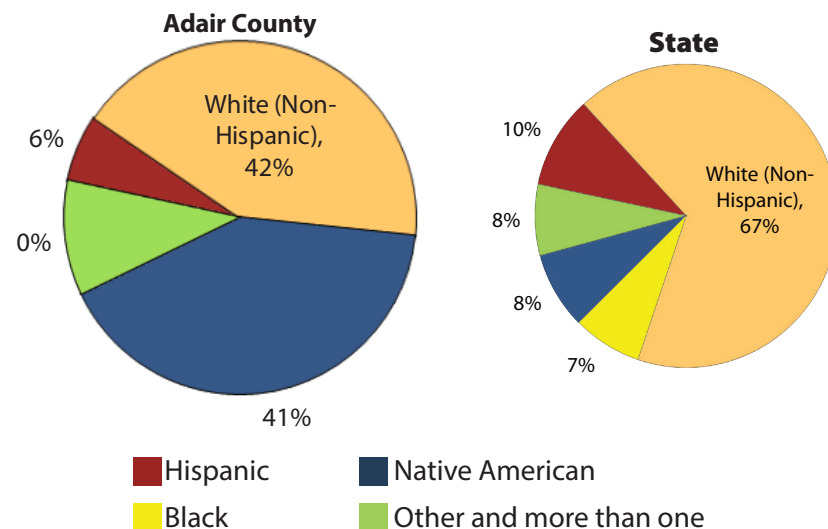
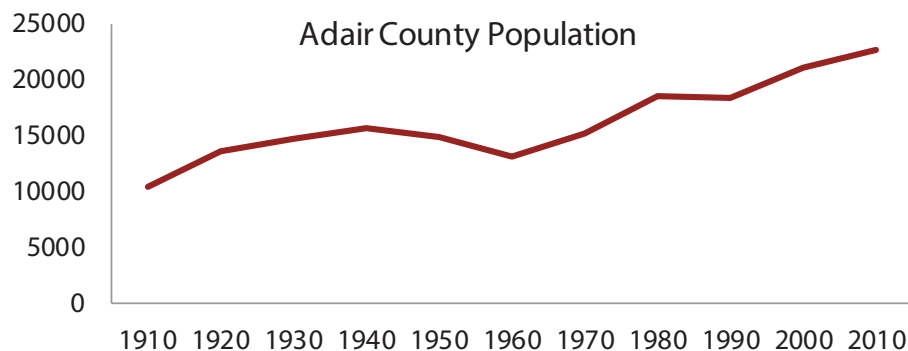




For all measures, a rank of 1st indicates highest and 77th indicates lowest (not best or worst).

Demographics

Population 22,186 (39th of 77 counties)



Economy

Median Household Income
\$31,997 (73rd)

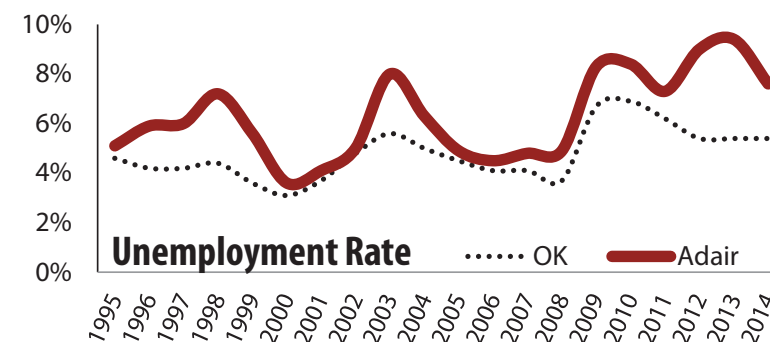
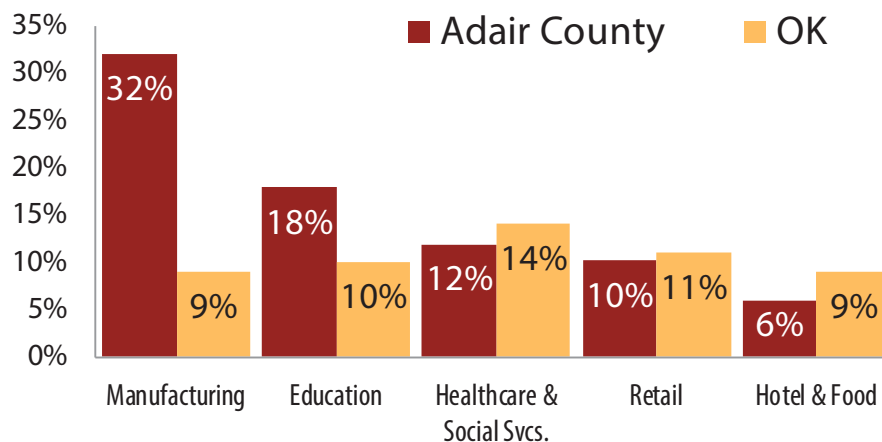
18% employed in state and local government (26th)

53% of working-age civilians in labor force (60th)

43% of residents receive food stamps (1st)

Top 5 Employment Sectors

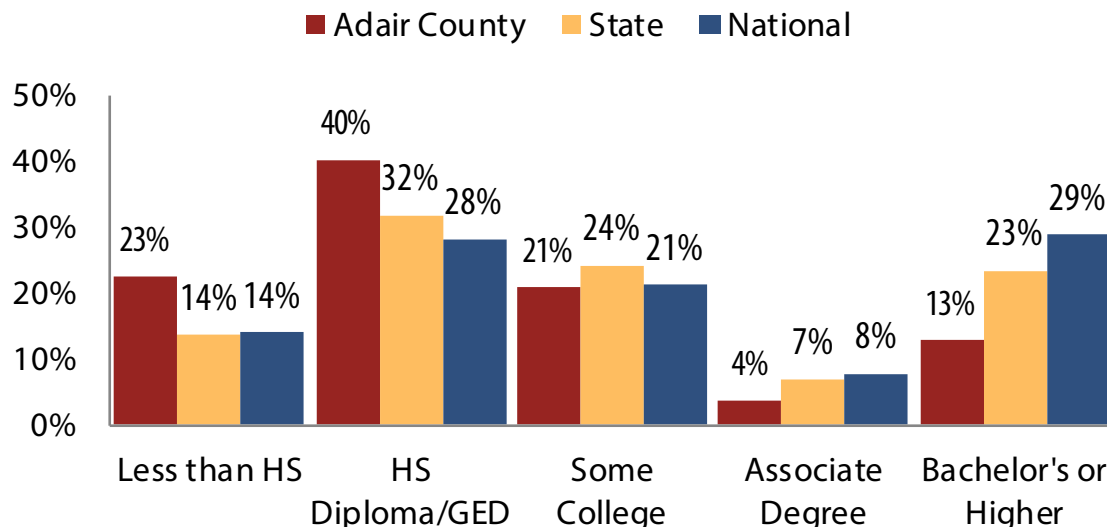
41% of children live in poverty (1st)



For all measures, a rank of 1st indicates highest and 77th indicates lowest (not best or worst).

Education

Highest Educational Attainment



68% under 18 yrs. are children of color (1st)

14 to 1 is the student to teacher ratio (58th)

82% of students eligible for free/reduced lunch (3rd)

Health

30% of adults smoke (11th)

28% of residents under 65 are uninsured (4th)

35% of adults are obese (29th)

72 births per 1000 teenage girls (15th)

16% are enrolled in Medicare (50th)

6% are receiving Social Security Disability (8th)

50th

Overall Healthiest

All data is the most recent available at time of publication, ranging from 2013 to 2015.
For more county level data sheets and source information, visit

www.okpolicy.org/countystats

